

M10 Mono Half Cell Module

JFS2-18X-MDB

530~550W

(Positive power tolerance of 0~+5W)

Key Features



Dual Glass Technology



Higher Power Output



Better Low-light Performance



Less Shading Effect



PID Resistance



Enhanced Mechanical Load



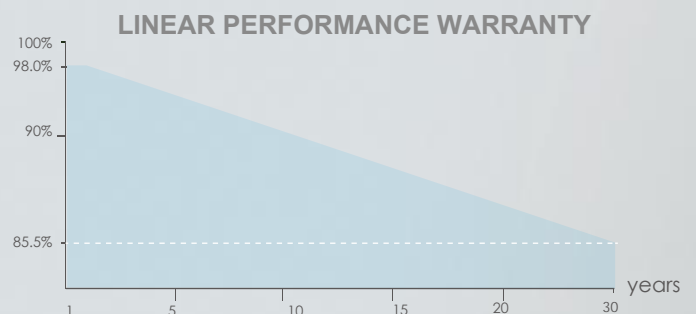
IEC61215/IEC61730
ISO9001:Quality Management System
ISO14001:Environmental Management System
ISO45001:Occupational Health and Safety Management System



JF SOLAR




- 12** year Warranty for Materials and Processing
- 30** year Warranty for Extra Linear Power Output
- 0.5%** Annual Degradation Over 30 years



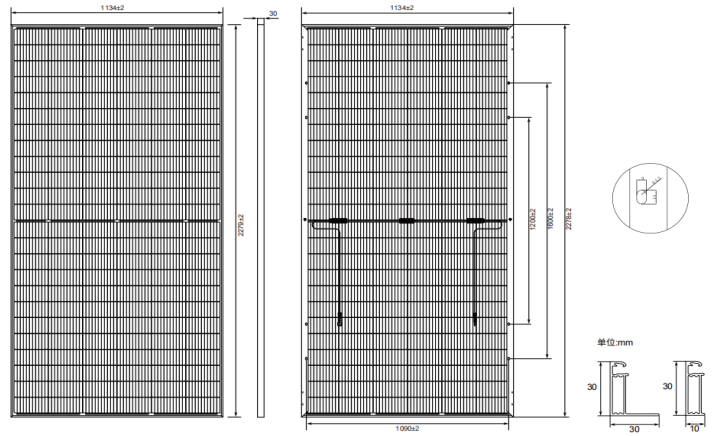
M10 Mono Half Cell Module

JFS2-18X-MDB 530~550W
(Positive power tolerance of 0~+5W)

PHOTOS



ENGINEERING DRAWINGS



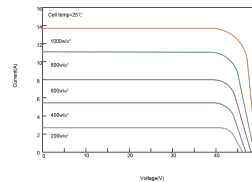
SPECIFICATIONS

(Dimension : 2279*1134*30mm)

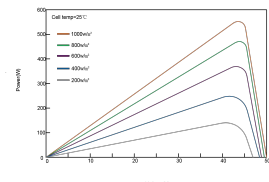
Cell	6×24 mono solar cell
Junction Box	IP≥ 68, TÜV & UL
Cable&Connector	4mm ² , EVO2 or EVO2 compatible
Cable Lenath	300mm or as customer's requirements
Weight	31.4kg
Packing	36pcs/pallet
Loading Capacity	720pcs/40HQ
Max. Static Load(Front)	5400Pa
Max. Static Load(Back)	2400Pa

IV CURVES

Current-Voltage Curve(JFS2-18X-MDB)



Power-Voltage Curve(JFS2-18X-MDB)



Module Type	JFS2-144-530MDB		JFS2-144-535MDB		JFS2-144-540MDB		JFS2-144-545MDB		JFS2-144-550MDB	
	STC	NOCT	STC	NOCT	STC	NOCT	STC	NOCT	STC	NOCT
Test Environment										
Maximum Power (W)	530	395.8	535	399.5	540	403.3	545	407.0	550	410.7
Open Circuit Voltage (V)	49.20	46.12	49.35	46.26	49.50	46.41	49.65	46.55	49.8	46.69
Short Circuit Current (A)	13.71	11.09	13.78	11.15	13.85	11.20	13.92	11.25	13.99	11.41
Maximum Power Voltage (V)	41.35	38.50	41.50	38.64	41.65	38.78	41.80	38.92	41.95	39.04
Maximum Power Current (A)	12.82	10.28	12.90	10.34	12.97	10.40	13.04	10.46	13.11	10.52
Module Efficiency (%)	20.5		20.7		20.9		21.1		21.3	
Tolerance	0~+5W									
Maximum System Voltage	1500V(IEC)									
Temp. Coeff. of Voc	-0.270 % / °C									
Temp. Coeff. of Isc	0.048 % / °C									
Temp. Coeff. of Pm	-0.350 % / °C									
Operational temperature	-40 to +85 °C									
Nominal operating cell temperature (NOCT)	45±2 °C									
Max. Series Fuse	25A									

★STC: Irradiance 1000W/m²
Cell Temperature 25°C
AM=1.5
NOCT: Irradiance 800W/m²
Ambient Temperature 20°C
AM=1.5
Wind Speed 1m/s



Anhui JF solar Technology Co.,Ltd

www.jf-solartech.com

E-mail:info@jf-solartech.com TEL:+86 0555-3866688

ADD:N0.9,West Taiyanghe Road,He County EDZ,Maanshan City,Anhui Province,China

JF Solar Co., Ltd All rights reserved.
Specifications included in this datasheet
are subject to change without notice.
version:EN-20210407A